

Best Flexible Model for Sushi Roll Production!

Advanced rice forming system ensures stable, fluffy and perfectly shaped rice sheets.



Fully Adjustable Rice Sheet System

Five Roll Size can be memorized: S (25mm) / SM (30mm) / M (35mm) / ML (40mm) / L (45mm). Control rice thickness, density, roll pressure, and length with precision.



Easy set up



Customized recipe





SINCE 1993

SPECIFICATION

Specifications:

Model

TSM-R1

Input

AC100-240V

Power Consumption

120W

Capacity

4-6 rolls / minutes

360 rolls / hours

Hopper capacity

7.5kg

Roll Size

Fully Customizable

Machine dimensions (in mm)

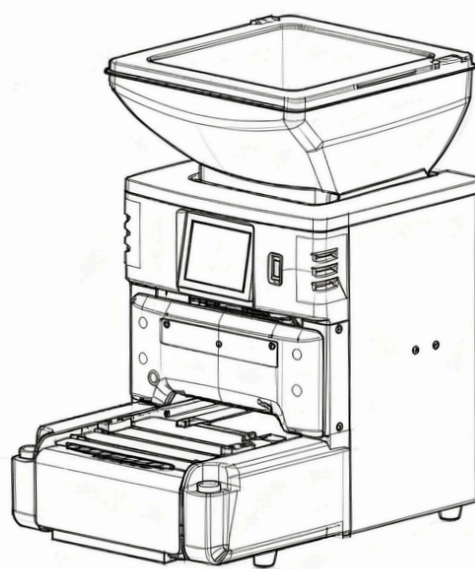
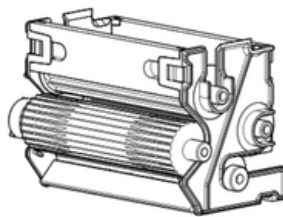
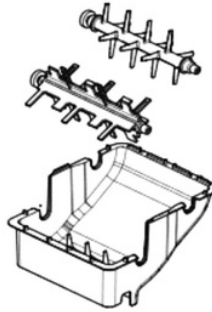
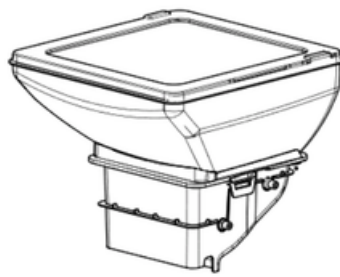
Width: 360mm

Depth: 540mm

Height: 650mm

Weight

42.5kg



FEATURE

- **6 Programmable Memory Modes**

Store up to six customized roll settings for different menu items

- **Dual Operation Mode**

Fully automatic sushi roll vs Sheet Mode

- **Smart Rice Feeding Sensor**

Automatically detects low rice level

- **Safety Door Sensor Protection**

Machine stops automatically when the front cover is removed

- **Built-in Rice Warmer (60°C)**

Maintains optimal rice temperature for consistent texture

- **Multi-Language Interface**

Supports multiple languages for global operation

- **Easy Disassembly & Cleaning Design**

Detachable roller, cutter and hopper for quick daily cleaning

- **Food-Grade Anti-Stick System**

Special plant oil application ensures smooth and non-sticky operation

- **Come with one forming set 180*200mm**

Choice of 25, 35, 45mm

TSM-R1 SUSHI ROLL MACHINE

AFTER-SALES SUPPORT

Two Year Warranty

24/7 Technical Support

Lifetime Maintenance

Spare parts replacement

CONTACT US

Tel: +61 485 590 361

Email: sanheaustralia@outlook.com

Website: www.conveyor-sushi.com

Address: 10 Harrow Ct,

Doncaster, VIC, 3108, Australia